


Aufbauanleitung

Dekoaufsteller „Glück & los!“




1



2

Einstecker in Podest stecken




3

Display legen




4

Einstecker im Sockel fixieren




5



6

Display aufstellen und ...



7

... beide „Vorfrösche“ in Position bringen



8